

## **KOMATSU HD 785-7 ENGINE OIL INSTALLATION**



## **ENGINE OIL INSTALLATION CONFIGURATIONS**

The Engine oil filtering pots are mounted on the RHS panel in front of the RHS front wheel as depicted hereunder.



OIL SUPPLY POINT

Supply and return ports may vary based on year or customer preference.

1. The oil supply point is located on the engine oil filter base. A 1/8" NPT adaptor blank is removed and replaced by a 1/8" NPT to 1/4" JIC male adaptor which connects the oil supply line to the Kleenoil Filter housing.
2. There are two options for the oil return line from the Kleenoil Filter housing. The connecting adaptor can either be secured and drilling a 1/8" NPT insert into the



cover plate located on the engine oil crank case and or by replacing a 1/4"NPT plug also found on the RHS of the oil sump with a 1/4"NPT to 1/4" JIC adaptor.



OIL RETURN

ALTERNATIVE OIL RETURN POINT

### **THE FUEL SYSTEM CONFIGURATION**

The Kleenoil Fuel filter housings are mounted on the LHS of the front end panel plate of the machine, in front of the left front wheel. Please see below.



### **THE FUEL SUPPLY AND RETURN POINTS**

The fuel supply point is connected from the outlet of the OEM's filter with the return point from the Kleenoil Fuel Filter housing being connected to the fuel injector group pump. Please note that the connections on the supply and return points use banjour fittings.






FUEL RETURN

FUEL SUPPLY

**THE HYDRAULIC OIL INSTALLATION CONFIGURATION.**

The hydraulic filtering housing is mounted on the metal fram that protects the Transmission tank. Please see hereunder.



HYDRAULIC OIL POT

METAL FRAM


TRANSMISSION OIL TANK

### **THE HYDRAULIC OIL SUPPLY POINT**

The oil supply point is located on the hydraulic tube assembly running from the steering system. The oil line is found behind the LF wheel. The daptor in use is SAE-12 to 3/8" JIC




and the oil return point is secured by drilling an 1/8"NPT insert and fitting a 1/8"NPT to 3/8"JIC adaptor on the hydraulic oil tank.



HYDRAULIC OIL SUPPLY

**THE HYDRAULIC OIL RETURN.**



**HYDRAULIC OIL RETURN**

**The Hydraulic oil Return Line connected to the 1/8"NPT to 3/8" JIC male adapter drilled and fitted on the Hydraulic Oil Tank as shown.**

### **THE TRANSMISSION OIL CONFIGURATION**

The transmission oil filter housing is mounted on the bracket behind the RHS front wheel. The oil supply point is secured by removing the 1/8"NPT plug on the RHS of the transmission oil cooler and replacing it with a 1/8"NPT to 3/8"JIC adaptor. The



transmission oil cooler is found on the front end of the machine. The oil return line is on the transmission oil filter housing lid found next to the hydraulic tank.




TRANSMISSION OIL FILTER



TRANSMISSION OIL SUPPLY





TRANSMISSION OIL RETURN